

Transportation Info (İstanbul Airport to City Center)

There will be an ABU GA 2024 desk at Istanbul Airport. Our teammates will be waiting for you, our valued guests, at the desk. Please find the ABU GA 2024 desk when you arrive at the airport. (Exact location of the ABU GA 2024 Welcoming desks will be shared soon.) Our teammates will assist you to have a comfortable transportation from the airport to your accommodation location.

Should you require any additional guidance, please contact Gökhan Köylü (gokhan.koylu@trt.net.tr) and Cenk Hazar (cenk.hazar@trt.net.tr).

1. General Info for Transportation from Istanbul Airport

- To use the Metro, exit through gates 9 or 13 and follow the direction signs in red to the Metro Station. Turn right on exiting Gate 9, or left if you exit through Gate 13. You can use the moving walkways opposite Gate 11 to access the station.
- For Public Transport (Havaist Buses) or private vehicles, please use the elevators located either before or after the exit gates to reach floor -2.
- The Taxi station can be accessed through Gates 9 and 13.

We highly recommend you to use first option Metro and second option Havaist Buses. The options and details for the transportation are given below.

1.1. Using Metro

The M11 Istanbul Airport metro station is connected to the airport via a long walkway with travelators (aka moving walkways). When you exit the airport through the one of the arrivals doors, follow the signs for the metro. Currently exit door 9 and 13 have symbols for the metro on them.

The symbol for the airport metro is a white 'U' on a red background. You'll see it on the blue sign outside arrivals and there are larger signs a little further on, including a huge signboard and signs pasted on columns.



Sign for the metro outside of Istanbul Airport arrivals.



You'll then need to turn and enter the walkway to the metro. If you have mobility issues or are disabled, there are a few options for transport to the metro station from here.

Firstly, there is a type of shuttle buggy with space for up to 12 passengers plus luggage that can transport you to the metro station.


The bus is for everyone (not just travellers with mobility issues) so if you are travelling in a large group and have lots of luggage, this could also be a good option for you.




If you require dedicated assistance, there is a call point at Gate 11 (basically opposite the entrance to the metro walkway) where you can request this.



If you are walking, enter the walkway and continue towards the metro station either using the travelators or walking with your luggage.




At the end of the walkway, there are two entrances to the metro station. Depending on how much luggage you have you can either take the escalators down to the station or use the lifts (asansör in Turkish)



Once you are at the metro station, you will need to buy an Istanbulkart (a contactless, prepaid transportation card) to be able to use the metro and other public transportation services (tram, bus, Metrobus and ferry) in Istanbul. **You cannot pay for public transport in Istanbul using cash or contactless debit/credit cards.**

There are four yellow and black Istanbulkart vending machines available on either side of the metro station plus a blue and yellow Istanbulkart machine. Two machines now take credit and debit cards and the others only take Turkish lira (TL) in cash.



Buying an Istanbulkart from the machine is simple - instructions are available in English plus a number of other languages. The card you buy will be a red-coloured Istanbulkart, also known as an 'anonymous' Istanbulkart. **An Istanbulkart costs 70TL (€1.90 / \$2.12)**. After you have purchased the card, you can use the same machine to top-up your card. It's recommend topping up a minimum of **70TL** per person on the card for travelling to Taksim, Sultanahmet, Karaköy or Galata by metro.

1.2. Using Havaist Buses

Havaist airport shuttle buses are another very convenient way to get to and from Istanbul Airport IST. Each Havaist bus operates according to a set timetable and a particular route, leaving Istanbul airport and going to different areas of the city. **They run 24/7**, with buses leaving every **30 minutes** (during peak hours) to every hour. Havaist buses only make a few stops and drop you off close to tourist areas like Taksim and Sultanahmet so they are a good option if you want a fast and efficient way to get from IST airport to city center.

Havaist buses leave from the transportation floor at Istanbul Airport.



To catch the Havaist Istanbul Airport Shuttle bus you need to go down to **-2 level of the Istanbul Airport arrivals hall**.

There are currently 11 Havaist shuttle buses that leave from Istanbul Airport and each bus has a unique number. The following are the ones you are most likely to be taking:

- **HVL – 9** goes to **Taksim Square** and leaves from **platform 16**.
- **HVL – 1** goes to **Aksaray-Beyazıt Meydan (close to Sultanahmet)** and leaves from **platform 12**.
- **HVIST-14** goes to **Kadıköy** and leaves from **platform 14**.

A map of all the bus services that leave from the public transportation floor.



Before you use the bus, you'll need to buy your ticket from the Havaist ticket office which is near the largest public transportation map. The ticket office accepts credit cards and cash in TL.

The Havaist ticket office.



The HVL – 9 bus to Taksim makes three to four stops and at the time of writing costs 204 TL (€5.64 /\$6.16). This price may change, you can reach the price list by [click here](#).

For more information for Havaist please [click here](#).

For the departure times please [click here](#).

1.3. Using Taxi

There is a taxi rank right outside the arrival's hall so it's very easy to get one almost straight away. You can also find them at Istanbul airport departures on the second floor. Istanbul airport taxis are available 24/7. Three types of taxis leave from the rank outside the arrivals area:

- “E” type luxury black taxis - usually Mercedes minivans or cars.
- “D” type blue taxis - a bit nicer and more comfortable than ordinary taxis.
- “C” type yellow/orange taxis - the standard Istanbul taxi.

“D” taxis are around 15% more expensive than ordinary yellow taxis. “E” taxis are 70% more expensive. To reach the price information please [click here](#).



The travel time from Istanbul Airport to the city centre will be around 1-1.5 hours depending on traffic. If you end up in traffic jams during rush hour, your taxi fare is likely to be much higher than the prices quoted above.